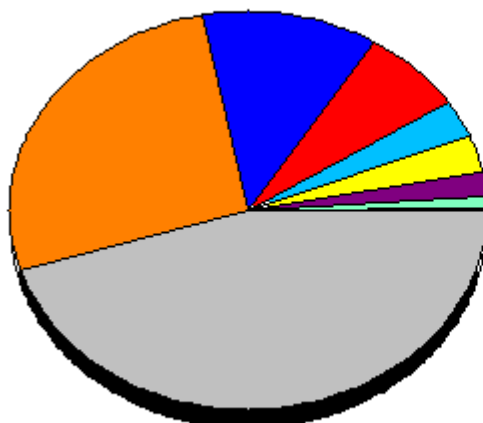


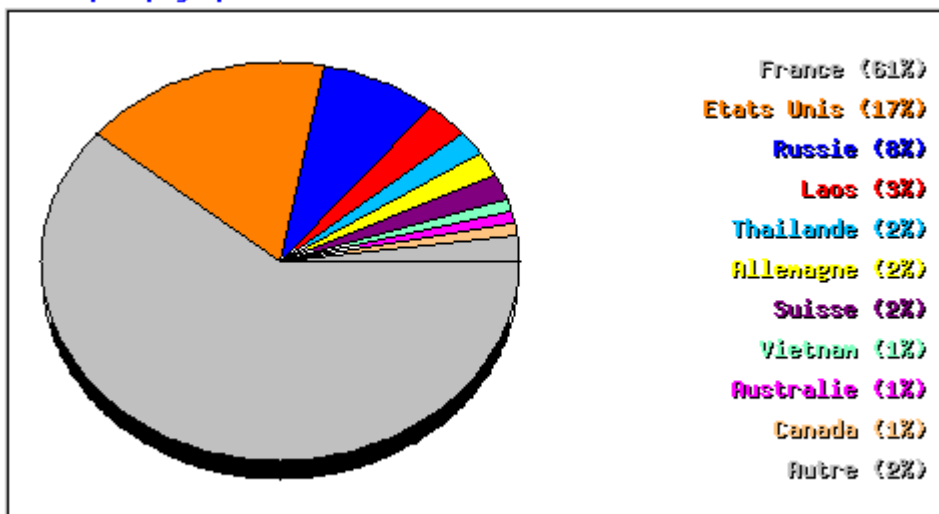
Acces par pays pour Decembre 2010



Top 19 sur un total de 19 pays

#	Hits		Fichiers		Ko		Pays
1	3442	44.74%	3070	47.55%	74656	55.26%	France
2	2041	26.53%	1797	27.83%	38428	28.44%	Etats Unis
3	891	11.58%	826	12.79%	7227	5.35%	Laos
4	558	7.25%	527	8.16%	7119	5.27%	Malaisie
5	209	2.72%	18	0.28%	2059	1.52%	Russie
6	207	2.69%	207	3.21%	1803	1.33%	Hongrie
7	119	1.55%	117	1.81%	534	0.40%	Belgique
8	86	1.12%	86	1.33%	364	0.27%	Vietnam
9	57	0.74%	56	0.87%	443	0.33%	Allemagne
10	31	0.40%	31	0.48%	56	0.04%	Koweit
11	10	0.13%	5	0.08%	81	0.06%	Japon
12	9	0.12%	8	0.12%	355	0.26%	Non-resolu/Inconnu
13	7	0.09%	3	0.05%	72	0.05%	Suede
14	6	0.08%	4	0.06%	37	0.03%	Grande Bretagne (UK)
15	6	0.08%	6	0.09%	1540	1.14%	Inde
16	6	0.08%	2	0.03%	66	0.05%	Norvege
17	5	0.06%	2	0.03%	46	0.03%	Finlande
18	3	0.04%	3	0.05%	217	0.16%	Thailande
19	1	0.01%	1	0.02%	5	0.00%	Italie

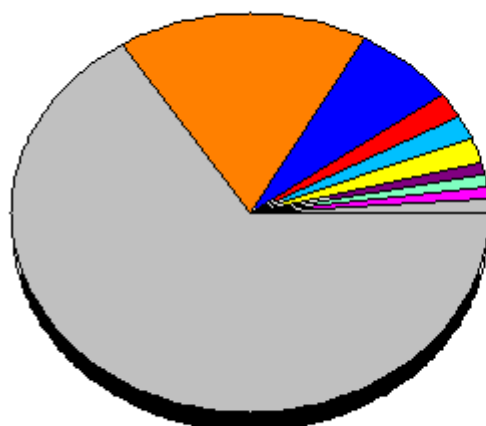
Acces par pays pour Novembre 2010



Top 20 sur un total de 20 pays

#	Hits		Fichiers		Ko		Pays
1	6157	60.84%	6009	68.47%	106420	50.98%	France
2	1762	17.41%	1414	16.11%	57131	27.37%	Etats Unis
3	824	8.14%	389	4.43%	34100	16.34%	Russie
4	312	3.08%	227	2.59%	3134	1.50%	Laos
5	237	2.34%	200	2.28%	1526	0.73%	Thaïlande
6	234	2.31%	234	2.67%	1997	0.96%	Allemagne
7	175	1.73%	175	1.99%	907	0.43%	Suisse
8	111	1.10%	111	1.26%	862	0.41%	Vietnam
9	104	1.03%	102	1.16%	658	0.32%	Australie
10	51	0.50%	51	0.58%	869	0.42%	Canada
11	38	0.38%	38	0.43%	496	0.24%	Non-resolu/Inconnu
12	37	0.37%	9	0.10%	153	0.07%	Japon
13	32	0.32%	32	0.36%	111	0.05%	Pays Bas
14	17	0.17%	15	0.17%	144	0.07%	Grande Bretagne (UK)
15	15	0.15%	4	0.05%	95	0.05%	Suede
16	6	0.06%	0	0.00%	82	0.04%	Indonesie
17	3	0.03%	1	0.01%	32	0.02%	Belgique
18	2	0.02%	2	0.02%	10	0.00%	Italie
19	2	0.02%	2	0.02%	13	0.01%	Taiwan
20	1	0.01%	1	0.01%	5	0.00%	Tchecoslovaquie (ancien)

Acces par pays pour Octobre 2010

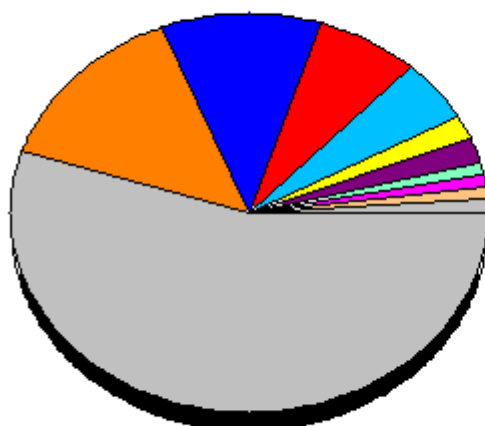


France (66%)
 Etats Unis (17%)
 Russie (7%)
 Vietnam (2%)
 Laos (2%)
 Canada (2%)
 Australie (1%)
 Kazakhstan (1%)
 Pakistan (1%)
 Autre (1%)

Top 22 sur un total de 22 pays

#	Hits		Fichiers		Ko		Pays
1	12288	66.16%	11173	73.16%	188975	63.80%	France
2	3190	17.18%	2770	18.14%	63529	21.45%	Etats Unis
3	1215	6.54%	53	0.35%	19415	6.55%	Russie
4	386	2.08%	364	2.38%	7982	2.69%	Vietnam
5	347	1.87%	347	2.27%	2110	0.71%	Laos
6	300	1.62%	247	1.62%	4798	1.62%	Canada
7	208	1.12%	205	1.34%	1201	0.41%	Australie
8	168	0.90%	15	0.10%	2165	0.73%	Kazakhstan
9	159	0.86%	15	0.10%	2044	0.69%	Pakistan
10	83	0.45%	83	0.54%	583	0.20%	Pays Bas
11	63	0.34%	63	0.41%	671	0.23%	Hongrie
12	61	0.33%	61	0.40%	477	0.16%	Suisse
13	34	0.18%	22	0.14%	210	0.07%	Japon
14	23	0.12%	23	0.15%	91	0.03%	Tunisie
15	15	0.08%	15	0.10%	110	0.04%	Belgique
16	12	0.06%	2	0.01%	1681	0.57%	Allemagne
17	11	0.06%	11	0.07%	95	0.03%	Italie
18	4	0.02%	2	0.01%	34	0.01%	Suede
19	2	0.01%	2	0.01%	25	0.01%	Grande Bretagne (UK)
20	2	0.01%	1	0.01%	19	0.01%	Norvege
21	1	0.01%	1	0.01%	0	0.00%	Nigeria
22	1	0.01%	1	0.01%	7	0.00%	Taiwan

Acces par pays pour Septembre 2018

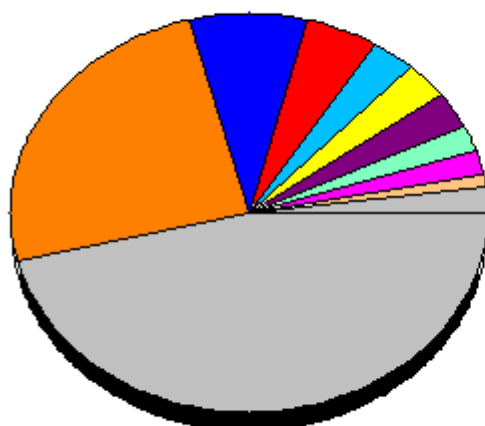


France (55%)
 Etats Unis (14%)
 Russie (11%)
 Madagascar (7%)
 Belgique (5%)
 Allemagne (2%)
 Canada (2%)
 Laos (1%)
 Suisse (1%)
 Australie (1%)
 Autre (1%)

Top 21 sur un total de 21 pays

#	Hits		Fichiers		Ko		Pays
1	8408	54.58%	7267	57.62%	150927	51.72%	France
2	2089	13.56%	1634	12.95%	35262	12.08%	Etats Unis
3	1682	10.92%	1018	8.07%	32865	11.26%	Russie
4	1030	6.69%	964	7.64%	44794	15.35%	Madagascar
5	704	4.57%	673	5.34%	8573	2.94%	Belgique
6	297	1.93%	279	2.21%	2019	0.69%	Allemagne
7	263	1.71%	261	2.07%	7275	2.49%	Canada
8	225	1.46%	210	1.66%	4596	1.58%	Laos
9	211	1.37%	210	1.66%	1277	0.44%	Suisse
10	177	1.15%	176	1.40%	1056	0.36%	Australie
11	132	0.86%	15	0.12%	1676	0.57%	Egypte
12	53	0.34%	53	0.42%	210	0.07%	Grande Bretagne (UK)
13	53	0.34%	49	0.39%	153	0.05%	Japon
14	28	0.18%	28	0.22%	303	0.10%	Grece
15	16	0.10%	16	0.13%	483	0.17%	Thailande
16	12	0.08%	12	0.10%	99	0.03%	Hongrie
17	12	0.08%	6	0.05%	114	0.04%	Suede
18	6	0.04%	6	0.05%	40	0.01%	Emirats Arabes Unis
19	4	0.03%	0	0.00%	54	0.02%	Coree (Sud)
20	2	0.01%	1	0.01%	19	0.01%	Norvege
21	1	0.01%	1	0.01%	7	0.00%	Taiwan

Acces par pays pour Rout 2018

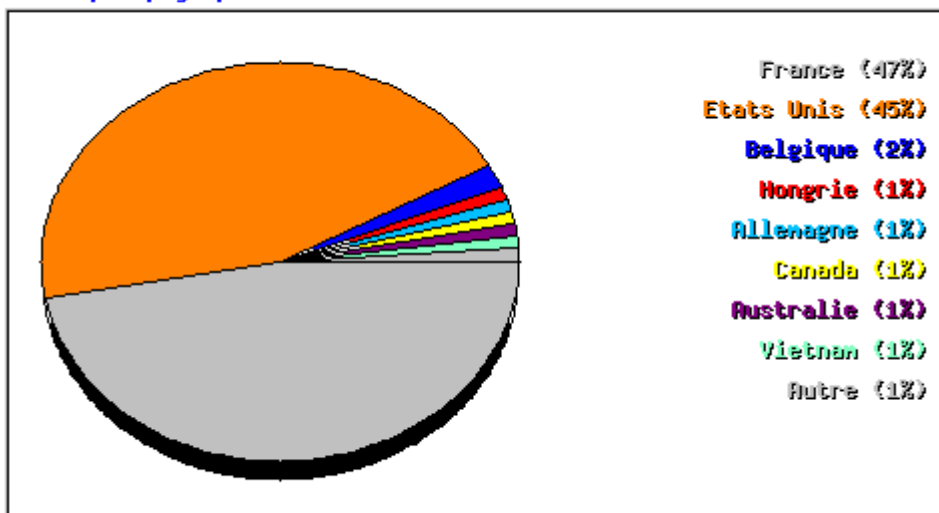


France (46%)
 Etats Unis (25%)
 Japon (8%)
 Russie (5%)
 Canada (3%)
 Hongrie (3%)
 Pays Bas (3%)
 Non-resolu/Inconnu (2%)
 Belgique (2%)
 Vietnam (1%)
 Autre (2%)

Top 23 sur un total de 23 pays

#	Hits		Fichiers		Ko		Pays
1	5662	46.23%	5279	49.94%	297119	72.37%	France
2	3039	24.81%	2727	25.80%	64965	15.82%	Etats Unis
3	963	7.86%	691	6.54%	14851	3.62%	Japon
4	559	4.56%	212	2.01%	5977	1.46%	Russie
5	405	3.31%	352	3.33%	3875	0.94%	Canada
6	342	2.79%	342	3.24%	2066	0.50%	Hongrie
7	337	2.75%	324	3.07%	2074	0.51%	Pays Bas
8	304	2.48%	304	2.88%	13299	3.24%	Non-resolu/Inconnu
9	252	2.06%	250	2.37%	1873	0.46%	Belgique
10	139	1.13%	123	1.16%	770	0.19%	Vietnam
11	108	0.88%	104	0.98%	804	0.20%	Laos
12	51	0.42%	51	0.48%	1513	0.37%	Thailande
13	28	0.23%	14	0.13%	253	0.06%	Suede
14	20	0.16%	20	0.19%	253	0.06%	Norvege
15	17	0.14%	17	0.16%	372	0.09%	Suisse
16	9	0.07%	9	0.09%	423	0.10%	Maroc
17	3	0.02%	0	0.00%	41	0.01%	Australie
18	2	0.02%	1	0.01%	14	0.00%	Hong Kong
19	2	0.02%	2	0.02%	0	0.00%	Qatar
20	2	0.02%	2	0.02%	13	0.00%	Taiwan
21	1	0.01%	1	0.01%	5	0.00%	Emirats Arabes Unis
22	1	0.01%	1	0.01%	5	0.00%	Bresil
23	1	0.01%	1	0.01%	7	0.00%	Indonesie

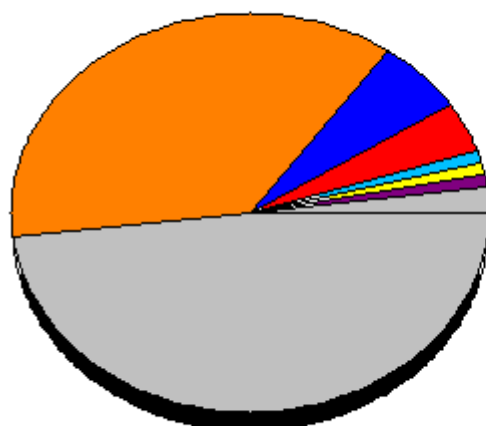
Acces par pays pour Juillet 2010



Top 23 sur un total de 23 pays

#	Hits		Fichiers		Ko		Pays
1	9498	46.56%	9251	48.72%	212797	52.23%	France
2	9146	44.84%	8429	44.39%	174353	42.79%	Etats Unis
3	482	2.36%	462	2.43%	5824	1.43%	Belgique
4	289	1.42%	287	1.51%	2903	0.71%	Hongrie
5	223	1.09%	204	1.07%	1894	0.46%	Allemagne
6	160	0.78%	160	0.84%	1150	0.28%	Canada
7	146	0.72%	143	0.75%	1042	0.26%	Australie
8	140	0.69%	140	0.74%	682	0.17%	Vietnam
9	92	0.45%	89	0.47%	2352	0.58%	Laos
10	81	0.40%	78	0.41%	425	0.10%	Japon
11	48	0.24%	12	0.06%	386	0.09%	Russie
12	30	0.15%	30	0.16%	342	0.08%	Espagne
13	24	0.12%	11	0.06%	185	0.05%	Suede
14	16	0.08%	12	0.06%	185	0.05%	Malaisie
15	9	0.04%	9	0.05%	50	0.01%	Suisse
16	4	0.02%	4	0.02%	18	0.00%	Taiwan
17	3	0.01%	3	0.02%	10	0.00%	Thailande
18	2	0.01%	2	0.01%	2840	0.70%	Ukraine
19	1	0.00%	1	0.01%	5	0.00%	Argentine
20	1	0.00%	1	0.01%	5	0.00%	Inde
21	1	0.00%	1	0.01%	0	0.00%	Pays Bas
22	1	0.00%	1	0.01%	5	0.00%	Nouvelle Zelande (Aotearoa)
23	1	0.00%	1	0.01%	5	0.00%	Tunisie

Acces par pays pour Juin 2018

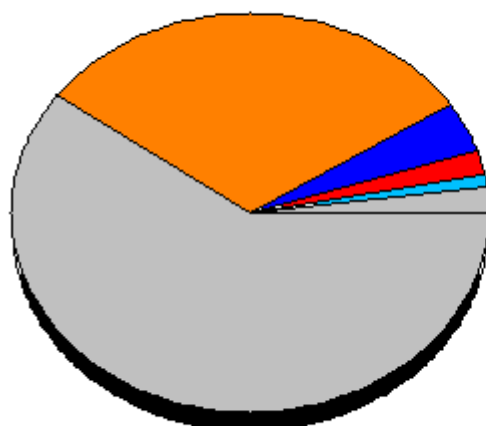


France (48%)
 Etats Unis (9%)
 Canada (6%)
 Allemagne (4%)
 Vietnam (1%)
 Laos (1%)
 Russie (1%)
 Autre (2%)

Top 16 sur un total de 16 pays

#	Hits		Fichiers		Ko		Pays
1	4851	47.68%	4304	48.19%	80672	47.93%	France
2	3789	37.24%	3412	38.20%	66486	39.50%	Etats Unis
3	660	6.49%	612	6.85%	4024	2.39%	Canada
4	457	4.49%	457	5.12%	10051	5.97%	Allemagne
5	109	1.07%	76	0.85%	649	0.39%	Vietnam
6	97	0.95%	97	1.09%	861	0.51%	Laos
7	95	0.93%	55	0.62%	718	0.43%	Russie
8	40	0.39%	40	0.45%	215	0.13%	Suisse
9	37	0.36%	21	0.24%	1728	1.03%	Japon
10	19	0.19%	18	0.20%	200	0.12%	Roumanie
11	10	0.10%	4	0.04%	68	0.04%	Suede
12	6	0.06%	6	0.07%	2619	1.56%	Thailande
13	2	0.02%	2	0.02%	0	0.00%	Bresil
14	1	0.01%	1	0.01%	5	0.00%	Argentine
15	1	0.01%	1	0.01%	5	0.00%	Inde
16	1	0.01%	1	0.01%	7	0.00%	Taiwan

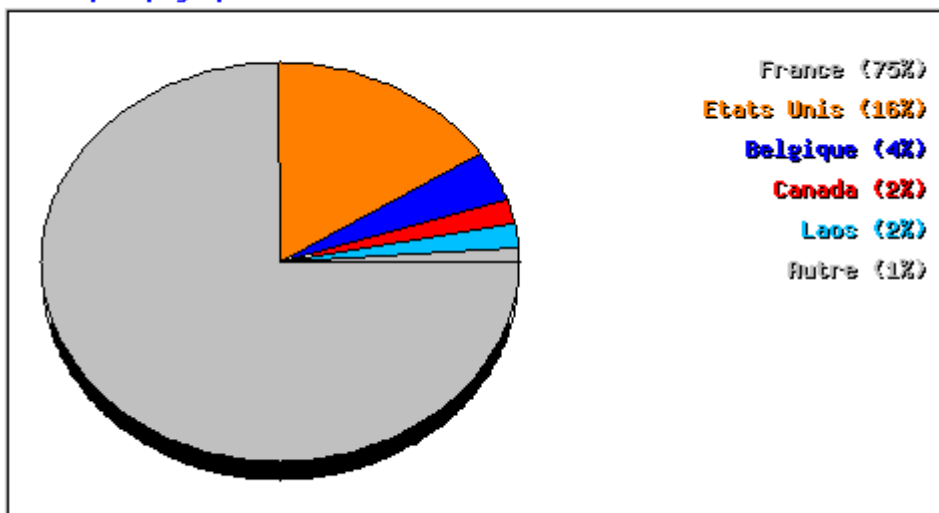
Acces par pays pour Mai 2010



Top 19 sur un total de 19 pays

#	Hits		Fichiers		Ko		Pays
1	9501	60.25%	8713	62.21%	189192	59.11%	France
2	4853	30.77%	4296	30.67%	97921	30.59%	Etats Unis
3	629	3.99%	450	3.21%	11533	3.60%	Laos
4	292	1.85%	289	2.06%	3629	1.13%	Allemagne
5	161	1.02%	141	1.01%	9492	2.97%	Russie
6	73	0.46%	53	0.38%	355	0.11%	Thailande
7	68	0.43%	53	0.38%	432	0.14%	Japon
8	67	0.42%	67	0.48%	426	0.13%	Belgique
9	41	0.26%	41	0.29%	280	0.09%	Norvege
10	39	0.25%	33	0.24%	3143	0.98%	Canada
11	16	0.10%	7	0.05%	132	0.04%	Suede
12	11	0.07%	8	0.06%	3077	0.96%	Coree (Sud)
13	7	0.04%	4	0.03%	172	0.05%	Non-resolu/Inconnu
14	5	0.03%	5	0.04%	21	0.01%	Taiwan
15	3	0.02%	3	0.02%	5	0.00%	Pays Bas
16	1	0.01%	1	0.01%	249	0.08%	Suisse
17	1	0.01%	1	0.01%	5	0.00%	Republique Tcheque
18	1	0.01%	1	0.01%	0	0.00%	Espagne
19	1	0.01%	1	0.01%	13	0.00%	Israel

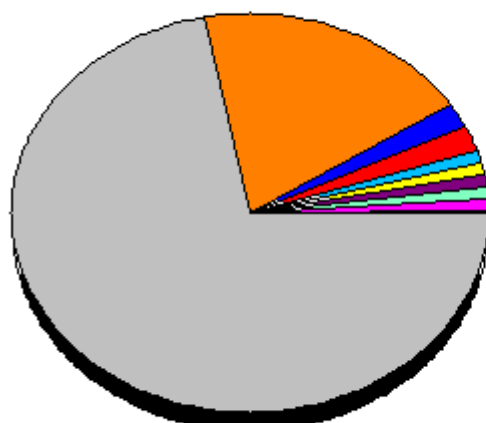
Acces par pays pour Avril 2010



Top 15 sur un total de 15 pays

#	Hits		Fichiers		Ko		Pays
1	11353	74.92%	9857	75.00%	164863	74.18%	France
2	2409	15.90%	2112	16.07%	44252	19.91%	Etats Unis
3	553	3.65%	482	3.67%	3140	1.41%	Belgique
4	318	2.10%	314	2.39%	6149	2.77%	Canada
5	259	1.71%	257	1.96%	2187	0.98%	Laos
6	75	0.49%	75	0.57%	475	0.21%	Allemagne
7	59	0.39%	58	0.44%	282	0.13%	Nouvelle Zelande (Aotearoa)
8	47	0.31%	31	0.24%	544	0.24%	Japon
9	38	0.25%	38	0.29%	131	0.06%	Thailande
10	16	0.11%	8	0.06%	124	0.06%	Suede
11	14	0.09%	1	0.01%	41	0.02%	Russie
12	8	0.05%	4	0.03%	60	0.03%	Coree (Sud)
13	3	0.02%	3	0.02%	5	0.00%	Grande Bretagne (UK)
14	1	0.01%	1	0.01%	5	0.00%	Inde
15	1	0.01%	1	0.01%	5	0.00%	Polynesie Francaise

Acces par pays pour Mars 2010

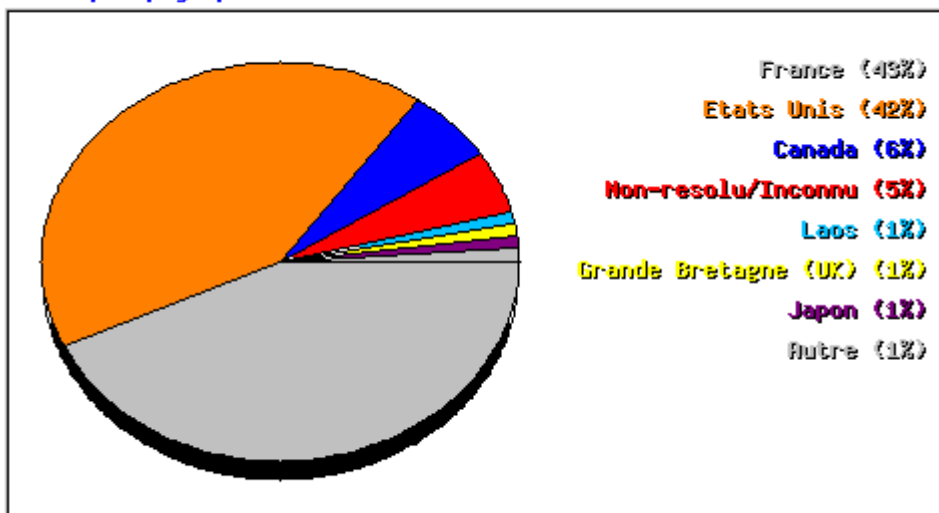


France (72%)
 Etats Unis (19%)
 Russie (2%)
 Australie (2%)
 Suisse (1%)
 Allemagne (1%)
 Belgique (1%)
 Japon (1%)
 Canada (1%)

Top 22 sur un total de 22 pays

#	Hits		Fichiers		Ko		Pays
1	11186	72.42%	9543	73.72%	241414	73.74%	France
2	2909	18.83%	2418	18.68%	72323	22.09%	Etats Unis
3	332	2.15%	292	2.26%	2862	0.87%	Russie
4	237	1.53%	199	1.54%	3205	0.98%	Australie
5	209	1.35%	209	1.61%	2299	0.70%	Suisse
6	109	0.71%	108	0.83%	626	0.19%	Allemagne
7	101	0.65%	101	0.78%	583	0.18%	Belgique
8	93	0.60%	83	0.64%	776	0.24%	Japon
9	84	0.54%	83	0.64%	888	0.27%	Canada
10	51	0.33%	51	0.39%	200	0.06%	Laos
11	43	0.28%	41	0.32%	893	0.27%	Thailande
12	42	0.27%	17	0.13%	285	0.09%	Suede
13	14	0.09%	14	0.11%	81	0.02%	Grande Bretagne (UK)
14	9	0.06%	5	0.04%	81	0.02%	Coree (Sud)
15	9	0.06%	9	0.07%	260	0.08%	Iles Salomon
16	7	0.05%	6	0.05%	133	0.04%	Iran
17	5	0.03%	3	0.02%	311	0.09%	Israel
18	2	0.01%	2	0.02%	11	0.00%	Italie
19	1	0.01%	1	0.01%	5	0.00%	Bresil
20	1	0.01%	1	0.01%	127	0.04%	Macedoine
21	1	0.01%	1	0.01%	0	0.00%	Pakistan
22	1	0.01%	1	0.01%	5	0.00%	Roumanie

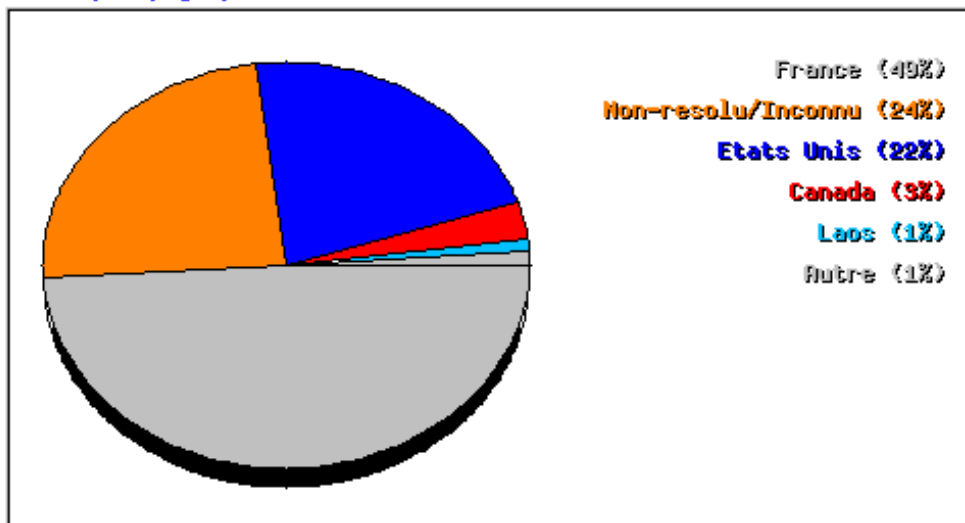
Acces par pays pour Fevrier 2010



Top 17 sur un total de 17 pays

#	Hits		Fichiers		Ko		Pays
1	5564	43.13%	5224	48.26%	68986	23.41%	France
2	5450	42.25%	4072	37.62%	184042	62.44%	Etats Unis
3	733	5.68%	701	6.48%	10191	3.46%	Canada
4	698	5.41%	591	5.46%	26411	8.96%	Non-resolu/Inconnu
5	135	1.05%	135	1.25%	783	0.27%	Laos
6	133	1.03%	133	1.23%	1525	0.52%	Grande Bretagne (UK)
7	106	0.82%	87	0.80%	1775	0.60%	Japon
8	21	0.16%	20	0.18%	267	0.09%	Suisse
9	14	0.11%	14	0.13%	86	0.03%	Autriche
10	10	0.08%	4	0.04%	76	0.03%	Suede
11	9	0.07%	9	0.08%	88	0.03%	Polynesie Francaise
12	9	0.07%	9	0.08%	383	0.13%	Roumanie
13	8	0.06%	4	0.04%	74	0.02%	Coree (Sud)
14	7	0.05%	7	0.06%	30	0.01%	Portugal
15	1	0.01%	1	0.01%	5	0.00%	Bresil
16	1	0.01%	1	0.01%	5	0.00%	Pays Bas
17	1	0.01%	1	0.01%	5	0.00%	Thailande

Acces par pays pour Janvier 2010

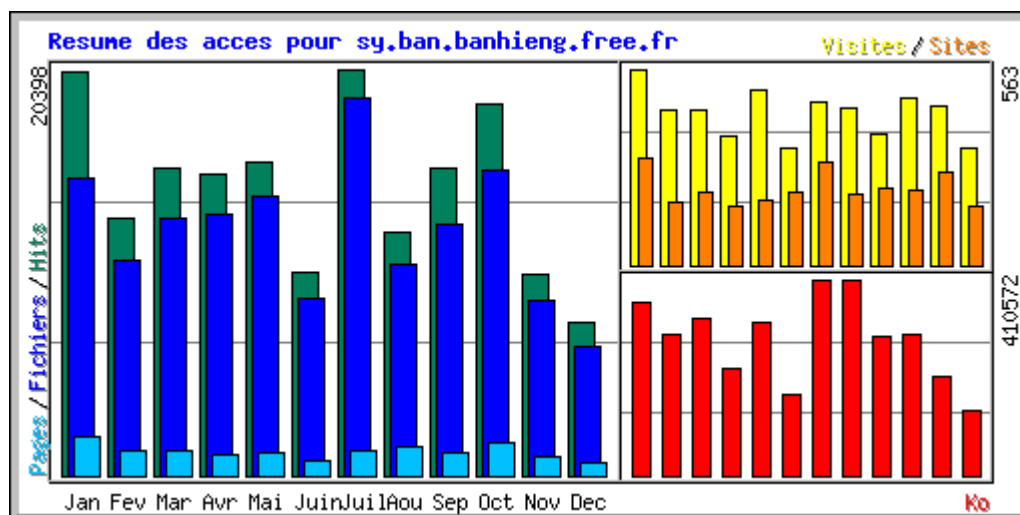


Top 21 sur un total de 21 pays

#	Hits		Fichiers		Ko		Pays
1	9918	48.93%	8582	57.39%	144556	39.89%	France
2	4871	24.03%	2450	16.38%	30039	8.29%	Non-resolu/Inconnu
3	4523	22.31%	3593	24.03%	164816	45.48%	Etats Unis
4	537	2.65%	484	3.24%	12491	3.45%	Canada
5	186	0.92%	152	1.02%	6375	1.76%	Laos
6	57	0.28%	10	0.07%	1627	0.45%	Thailande
7	45	0.22%	45	0.30%	638	0.18%	Allemagne
8	44	0.22%	22	0.15%	333	0.09%	Suede
9	28	0.14%	26	0.17%	197	0.05%	Russie
10	12	0.06%	11	0.07%	439	0.12%	Belgique
11	12	0.06%	11	0.07%	142	0.04%	Grande Bretagne (UK)
12	12	0.06%	5	0.03%	118	0.03%	Coree (Sud)
13	10	0.05%	10	0.07%	54	0.01%	Bresil
14	6	0.03%	6	0.04%	305	0.08%	Emirats Arabes Unis
15	4	0.02%	4	0.03%	21	0.01%	Portugal
16	1	0.00%	1	0.01%	249	0.07%	Australie
17	1	0.00%	1	0.01%	5	0.00%	Republique Tcheque
18	1	0.00%	1	0.01%	5	0.00%	Hongrie
19	1	0.00%	1	0.01%	5	0.00%	Irlande
20	1	0.00%	1	0.01%	5	0.00%	Italie
21	1	0.00%	1	0.01%	5	0.00%	Roumanie

Statistiques d'accès à sy.ban.banhieng.free.fr

Période du résumé: 12 derniers mois
Généré le 22-Dec-2010 08:43 CET



Résumé par mois

Mois	Moyenne journalière					Totaux mensuels				
	Hits	Fichiers	Pages	Visites	Sites	Ko	Visites	Pages	Fichiers	Hits
Dec 2010	366	307	33	16	171	135107	336	700	6457	7694
Nov 2010	337	292	33	15	265	208747	458	1004	8776	10120
Oct 2010	601	493	54	15	214	296658	479	1674	15300	18660
Sep 2010	513	420	39	12	222	291801	377	1192	12613	15405
Aou 2010	395	340	45	14	205	410572	451	1414	10570	12247
Juil 2010	658	612	40	15	296	407459	471	1269	18989	20398
Juin 2010	339	297	23	11	208	168308	338	713	8932	10175
Mai 2010	508	451	37	16	184	320078	500	1167	14006	15770
Avr 2010	505	438	36	12	169	222262	372	1101	13143	15154
Mar 2010	498	417	41	14	208	327368	445	1280	12945	15446
Fev 2010	460	386	45	15	182	294731	443	1274	10825	12900
Jan 2010	653	482	63	18	308	362429	563	1954	14953	20271
Totaux						3445520	5233	14742	147509	174240