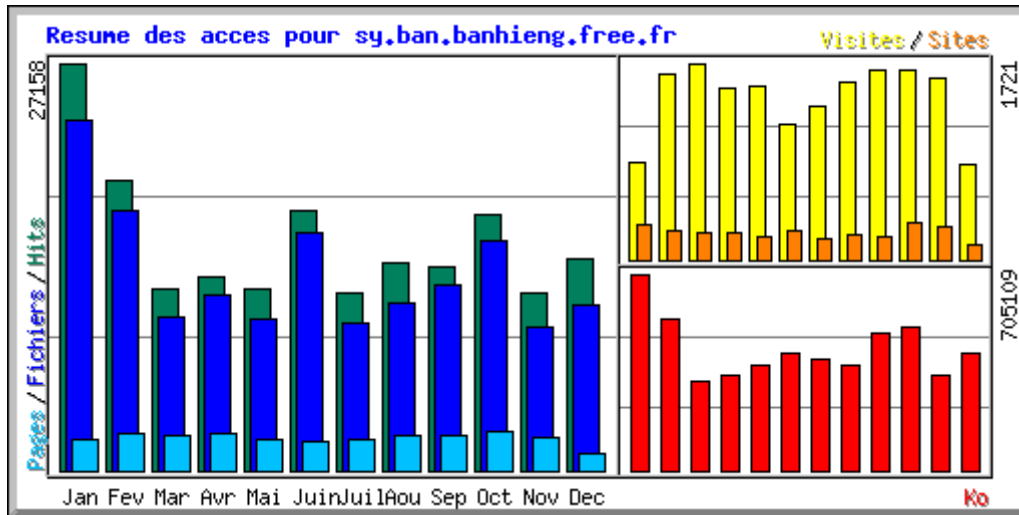


Statistiques d'accès à sy.ban.banhieng.free.fr

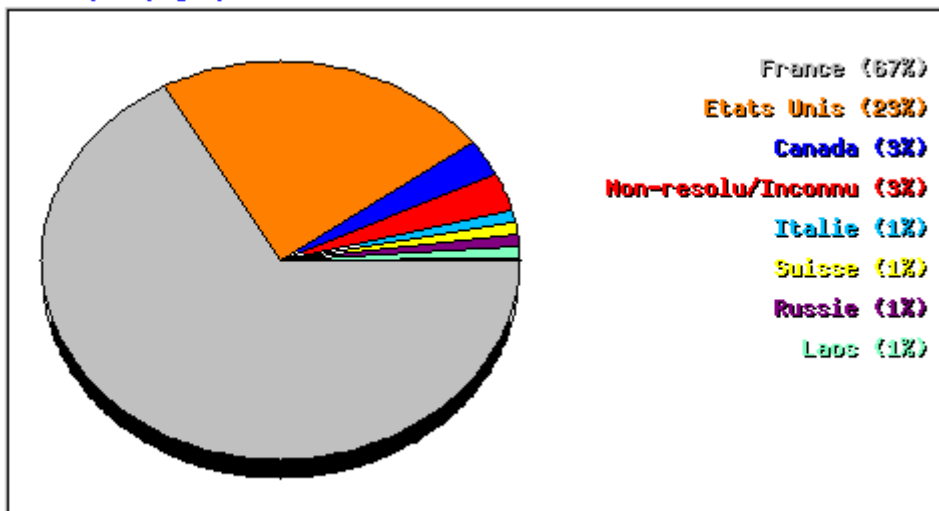
Période du résumé: 12 derniers mois
Généré le 15-Dec-2011 06:51 CET



Résumé par mois

Mois	Moyenne journalière					Totaux mensuels				
	Hits	Fichiers	Pages	Visites	Sites	Ko	Visites	Pages	Fichiers	Hits
Dec 2011	1008	792	79	59	138	420378	832	1107	11095	14112
Nov 2011	395	318	73	53	289	343402	1596	2198	9541	11872
Oct 2011	550	496	83	53	330	512533	1661	2579	15382	17079
Sep 2011	454	414	79	55	197	494547	1666	2398	12430	13638
Aou 2011	448	358	76	50	227	378696	1556	2374	11112	13897
Juil 2011	382	319	68	43	183	395983	1350	2119	9899	11860
Juin 2011	575	527	62	39	247	423856	1185	1886	15810	17259
Mai 2011	391	327	68	49	210	380638	1523	2135	10141	12145
Avr 2011	430	388	80	50	236	343381	1504	2412	11640	12917
Mar 2011	392	331	76	55	241	318492	1721	2363	10270	12164
Fev 2011	691	618	90	57	249	541602	1623	2531	17309	19352
Jan 2011	876	753	67	27	311	705109	849	2081	23360	27158
Totaux						5258617	17066	26183	157989	183453

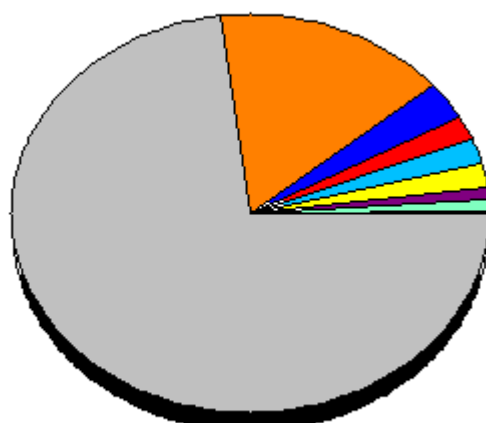
Acces par pays pour Janvier 2011



Top 20 sur un total de 20 pays

#	Hits		Fichiers		Ko		Pays
1	18167	66.89%	16846	72.11%	505235	71.65%	France
2	6161	22.69%	4546	19.46%	134656	19.10%	Etats Unis
3	770	2.84%	758	3.24%	10056	1.43%	Canada
4	705	2.60%	667	2.86%	11754	1.67%	Non-resolu/Inconnu
5	361	1.33%	361	1.55%	11104	1.57%	Italie
6	182	0.67%	182	0.78%	7162	1.02%	Suisse
7	168	0.62%	141	0.60%	14841	2.10%	Russie
8	156	0.57%	155	0.66%	4451	0.63%	Laos
9	126	0.46%	84	0.36%	543	0.08%	Espagne
10	105	0.39%	100	0.43%	609	0.09%	Pays Bas
11	50	0.18%	50	0.21%	729	0.10%	Allemagne
12	49	0.18%	49	0.21%	198	0.03%	Vietnam
13	44	0.16%	10	0.04%	1615	0.23%	Philippines
14	39	0.14%	25	0.11%	506	0.07%	Japon
15	32	0.12%	32	0.14%	353	0.05%	Hongrie
16	25	0.09%	25	0.11%	499	0.07%	Grande Bretagne (UK)
17	12	0.04%	5	0.02%	100	0.01%	Suede
18	3	0.01%	0	0.00%	41	0.01%	Thailande
19	2	0.01%	2	0.01%	651	0.09%	Indonesie
20	1	0.00%	1	0.00%	5	0.00%	Coree (Sud)

Acces par pays pour Fevrier 2011

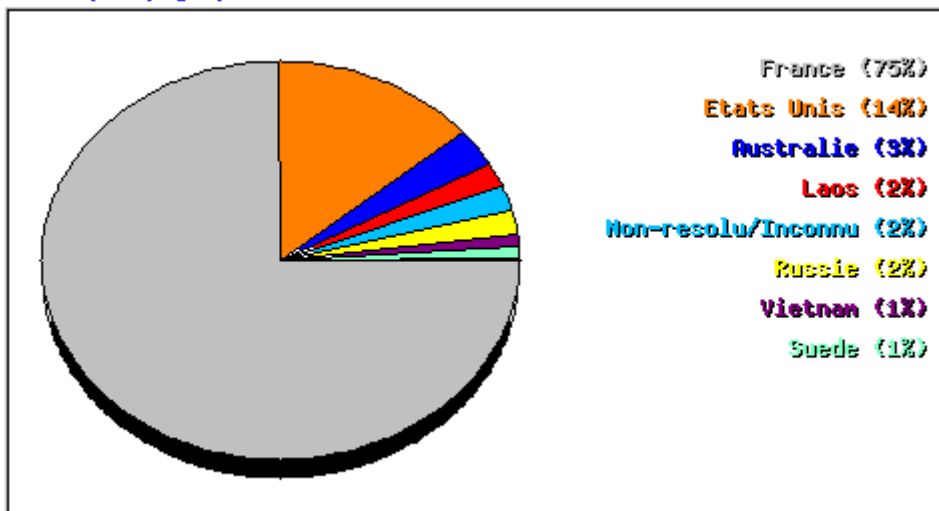


France (73%)
 Etats Unis (16%)
 Laos (3%)
 Canada (2%)
 Allemagne (2%)
 Thaïlande (2%)
 Russie (1%)
 Hongrie (1%)

Top 21 sur un total de 21 pays

#	Hits		Fichiers		Ko		Pays
1	14064	72.67%	12730	73.55%	417738	77.13%	France
2	3083	15.93%	2718	15.70%	66346	12.25%	Etats Unis
3	601	3.11%	593	3.43%	9930	1.83%	Laos
4	449	2.32%	447	2.58%	11412	2.11%	Canada
5	310	1.60%	310	1.79%	6187	1.14%	Allemagne
6	303	1.57%	227	1.31%	7136	1.32%	Thaïlande
7	157	0.81%	127	0.73%	15516	2.86%	Russie
8	142	0.73%	142	0.82%	1422	0.26%	Hongrie
9	60	0.31%	60	0.35%	1731	0.32%	Non-resolu/Inconnu
10	46	0.24%	46	0.27%	1424	0.26%	Pays Bas
11	36	0.19%	18	0.10%	388	0.07%	Suede
12	31	0.16%	31	0.18%	106	0.02%	Inde
13	22	0.11%	11	0.06%	1739	0.32%	Japon
14	20	0.10%	20	0.12%	185	0.03%	Italie
15	14	0.07%	14	0.08%	80	0.01%	Vietnam
16	5	0.03%	5	0.03%	25	0.00%	Sri Lanka
17	2	0.01%	1	0.01%	14	0.00%	Grande Bretagne (UK)
18	2	0.01%	2	0.01%	10	0.00%	Coree (Sud)
19	2	0.01%	2	0.01%	194	0.04%	Maroc
20	2	0.01%	1	0.01%	14	0.00%	Ukraine
21	1	0.01%	1	0.01%	5	0.00%	Australie

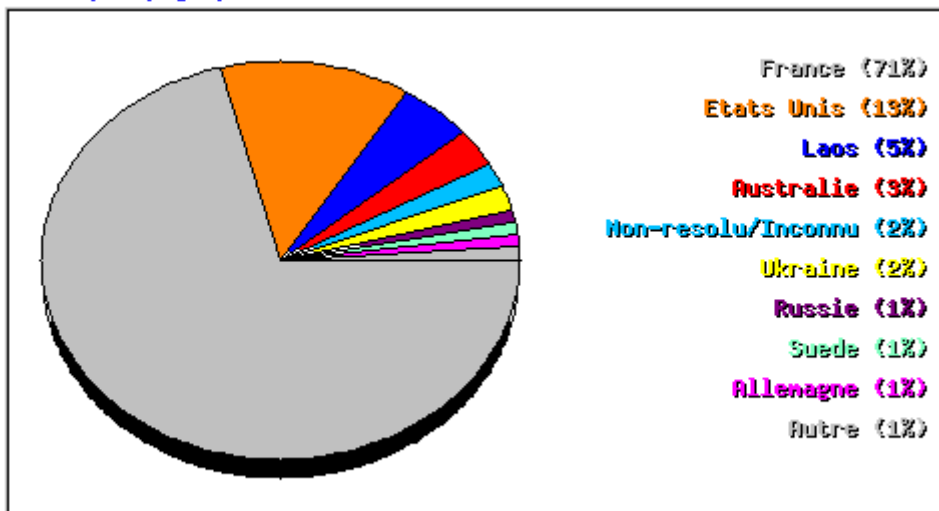
Acces par pays pour Mars 2011



Top 15 sur un total de 15 pays

#	Hits		Fichiers		Ko		Pays
1	9100	74.81%	7909	77.01%	252686	79.34%	France
2	1694	13.93%	1325	12.90%	28689	9.01%	Etats Unis
3	336	2.76%	335	3.26%	3890	1.22%	Australie
4	286	2.35%	224	2.18%	4145	1.30%	Laos
5	264	2.17%	258	2.51%	2873	0.90%	Non-resolu/Inconnu
6	249	2.05%	204	1.99%	22544	7.08%	Russie
7	75	0.62%	75	0.73%	595	0.19%	Vietnam
8	63	0.52%	33	0.32%	600	0.19%	Suede
9	44	0.36%	44	0.43%	448	0.14%	Hongrie
10	23	0.19%	15	0.15%	244	0.08%	Japon
11	19	0.16%	16	0.16%	137	0.04%	Ukraine
12	7	0.06%	5	0.05%	1618	0.51%	Coree (Sud)
13	2	0.02%	2	0.02%	0	0.00%	Italie
14	1	0.01%	0	0.00%	13	0.00%	Canada
15	1	0.01%	1	0.01%	10	0.00%	Malaisie

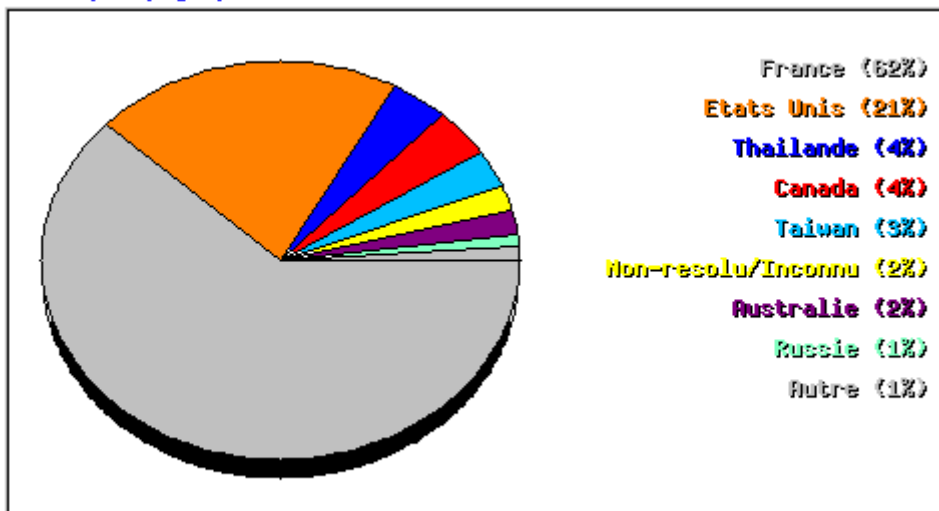
Acces par pays pour Avril 2011



Top 20 sur un total de 20 pays

#	Hits		Fichiers		Ko		Pays
1	9126	70.65%	8452	72.61%	247341	72.03%	France
2	1730	13.39%	1413	12.14%	43705	12.73%	Etats Unis
3	627	4.85%	603	5.18%	9523	2.77%	Laos
4	382	2.96%	378	3.25%	7924	2.31%	Australie
5	256	1.98%	247	2.12%	4881	1.42%	Non-resolu/Inconnu
6	205	1.59%	194	1.67%	1293	0.38%	Ukraine
7	179	1.39%	151	1.30%	22468	6.54%	Russie
8	78	0.60%	50	0.43%	1268	0.37%	Suede
9	72	0.56%	72	0.62%	248	0.07%	Allemagne
10	58	0.45%	58	0.50%	1285	0.37%	Pays Bas
11	44	0.34%	44	0.38%	341	0.10%	Canada
12	42	0.33%	42	0.36%	768	0.22%	Thailande
13	33	0.26%	33	0.28%	116	0.03%	Suisse
14	32	0.25%	32	0.27%	111	0.03%	Hongrie
15	29	0.22%	29	0.25%	315	0.09%	Belgique
16	14	0.11%	5	0.04%	130	0.04%	Japon
17	7	0.05%	7	0.06%	1643	0.48%	Perou
18	1	0.01%	1	0.01%	11	0.00%	Coree (Sud)
19	1	0.01%	1	0.01%	5	0.00%	Polynesie Francaise
20	1	0.01%	1	0.01%	5	0.00%	Vietnam

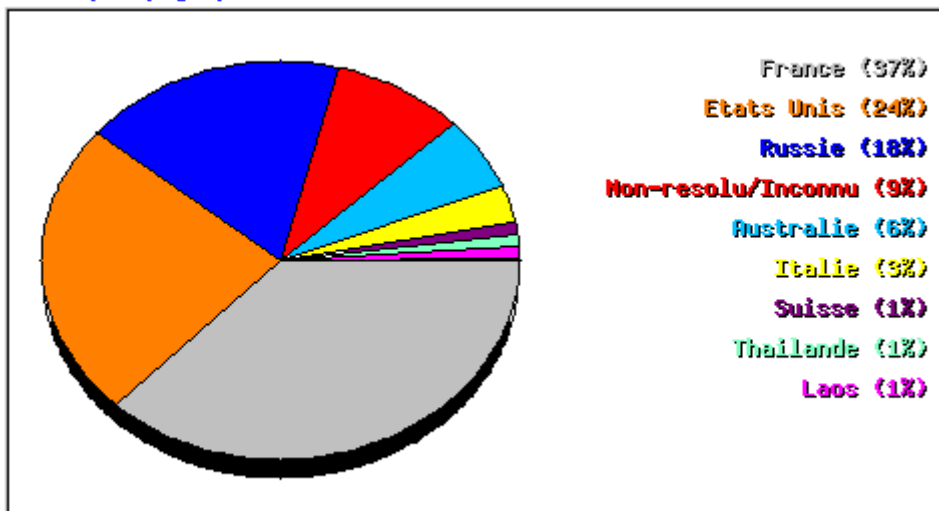
Acces par pays pour Mai 2011



Top 15 sur un total de 15 pays

#	Hits		Fichiers		Ko		Pays
1	7514	61.87%	6936	68.40%	300329	78.90%	France
2	2541	20.92%	2055	20.26%	48964	12.86%	Etats Unis
3	543	4.47%	538	5.31%	5243	1.38%	Thailande
4	524	4.31%	471	4.64%	12212	3.21%	Canada
5	338	2.78%	166	1.64%	3616	0.95%	Taiwan
6	237	1.95%	236	2.33%	3748	0.98%	Non-resolu/Inconnu
7	223	1.84%	165	1.63%	2568	0.67%	Australie
8	64	0.53%	39	0.38%	436	0.11%	Russie
9	57	0.47%	54	0.53%	1749	0.46%	Laos
10	46	0.38%	46	0.45%	377	0.10%	Vietnam
11	35	0.29%	31	0.31%	1117	0.29%	Japon
12	18	0.15%	8	0.08%	207	0.05%	Suede
13	2	0.02%	1	0.01%	13	0.00%	Grande Bretagne (UK)
14	2	0.02%	2	0.02%	0	0.00%	Pays Bas
15	1	0.01%	1	0.01%	59	0.02%	Finlande

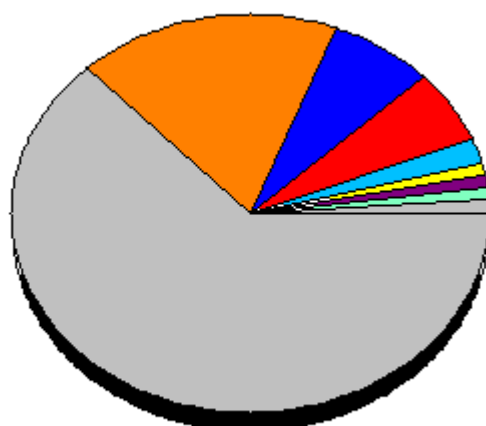
Acces par pays pour Juin 2011



Top 23 sur un total de 23 pays

#	Hits		Fichiers		Ko		Pays
1	6300	36.50%	5989	37.88%	202232	47.71%	France
2	4107	23.80%	3469	21.94%	91461	21.58%	Etats Unis
3	3028	17.54%	2967	18.77%	65351	15.42%	Russie
4	1582	9.17%	1577	9.97%	28506	6.73%	Non-resolu/Inconnu
5	974	5.64%	907	5.74%	12190	2.88%	Australie
6	506	2.93%	500	3.16%	10101	2.38%	Italie
7	139	0.81%	138	0.87%	716	0.17%	Suisse
8	124	0.72%	124	0.78%	2687	0.63%	Thailande
9	121	0.70%	119	0.75%	2129	0.50%	Laos
10	119	0.69%	119	0.75%	4760	1.12%	Malaisie
11	42	0.24%	42	0.27%	211	0.05%	Canada
12	35	0.20%	35	0.22%	457	0.11%	Luxembourg
13	34	0.20%	34	0.22%	348	0.08%	Danemark
14	28	0.16%	5	0.03%	207	0.05%	Japon
15	24	0.14%	24	0.15%	1567	0.37%	Pologne
16	23	0.13%	23	0.15%	130	0.03%	Tunisie
17	22	0.13%	22	0.14%	255	0.06%	Belgique
18	20	0.12%	9	0.06%	199	0.05%	Suede
19	14	0.08%	13	0.08%	113	0.03%	Allemagne
20	14	0.08%	13	0.08%	99	0.02%	Ukraine
21	1	0.01%	1	0.01%	91	0.02%	Arabie Saoudite
22	1	0.01%	1	0.01%	0	0.00%	Taiwan
23	1	0.01%	1	0.01%	47	0.01%	Yemen

Acces par pays pour Juillet 2011

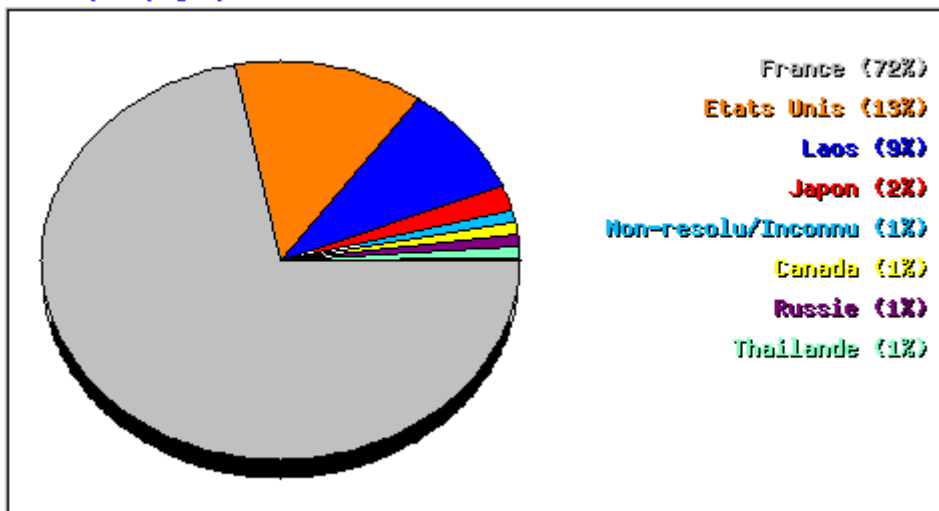


France (63%)
 Etats Unis (18%)
 Laos (7%)
 Norvege (6%)
 Thailande (2%)
 Australie (1%)
 Canada (1%)
 Japon (1%)
 Autre (1%)

Top 18 sur un total de 18 pays

#	Hits		Fichiers		Ko		Pays
1	7440	62.73%	6536	66.03%	328382	82.93%	France
2	2099	17.70%	1583	15.99%	41747	10.54%	Etats Unis
3	845	7.12%	577	5.83%	8272	2.09%	Laos
4	743	6.26%	743	7.51%	2016	0.51%	Norvege
5	204	1.72%	179	1.81%	4694	1.19%	Thailande
6	143	1.21%	131	1.32%	839	0.21%	Australie
7	76	0.64%	76	0.77%	1434	0.36%	Canada
8	69	0.58%	63	0.64%	1813	0.46%	Japon
9	43	0.36%	43	0.43%	206	0.05%	Macedoine
10	35	0.30%	35	0.35%	69	0.02%	Pologne
11	33	0.28%	33	0.33%	138	0.03%	Malaisie
12	30	0.25%	15	0.15%	2696	0.68%	Russie
13	28	0.24%	13	0.13%	267	0.07%	Suede
14	26	0.22%	20	0.20%	283	0.07%	Non-resolu/Inconnu
15	24	0.20%	24	0.24%	1415	0.36%	Suisse
16	12	0.10%	12	0.12%	1683	0.42%	Allemagne
17	6	0.05%	6	0.06%	15	0.00%	Italie
18	4	0.03%	4	0.04%	14	0.00%	Tunisie

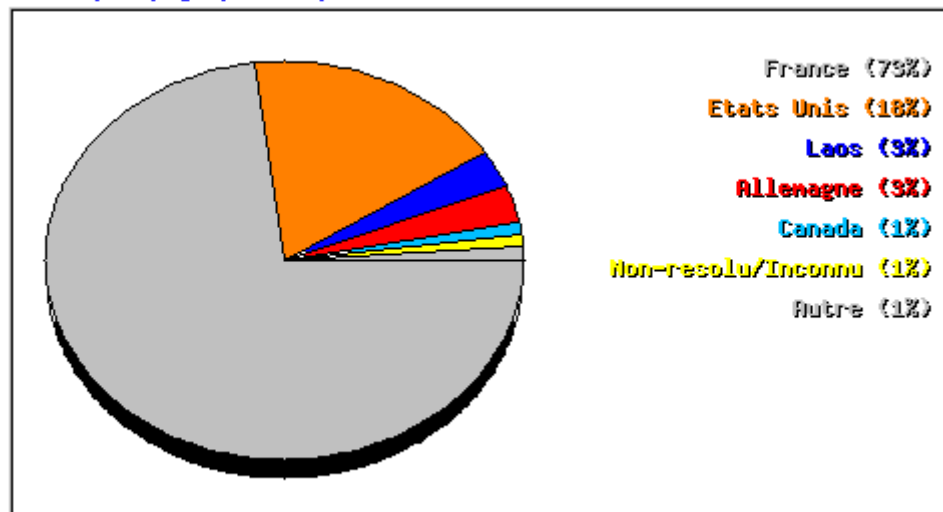
Acces par pays pour Rout 2011



Top 19 sur un total de 19 pays

#	Hits		Fichiers		Ko		Pays
1	9971	71.75%	8451	76.05%	271375	71.66%	France
2	1771	12.74%	1349	12.14%	80626	21.29%	Etats Unis
3	1233	8.87%	1113	10.02%	13387	3.54%	Laos
4	246	1.77%	58	0.52%	2798	0.74%	Japon
5	127	0.91%	123	1.11%	944	0.25%	Non-resolu/Inconnu
6	111	0.80%	111	1.00%	818	0.22%	Canada
7	108	0.78%	96	0.86%	724	0.19%	Russie
8	82	0.59%	70	0.63%	1946	0.51%	Thaïlande
9	58	0.42%	57	0.51%	1637	0.43%	Australie
10	58	0.42%	58	0.52%	163	0.04%	Pologne
11	37	0.27%	24	0.22%	1719	0.45%	Vietnam
12	30	0.22%	30	0.27%	169	0.04%	Mexique
13	22	0.16%	9	0.08%	182	0.05%	Suede
14	21	0.15%	16	0.14%	678	0.18%	Cambodge
15	10	0.07%	10	0.09%	143	0.04%	Pays Bas
16	4	0.03%	0	0.00%	51	0.01%	Emirats Arabes Unis
17	3	0.02%	3	0.03%	1280	0.34%	Suisse
18	3	0.02%	0	0.00%	38	0.01%	Malaisie
19	2	0.01%	1	0.01%	19	0.01%	Coree (Sud)

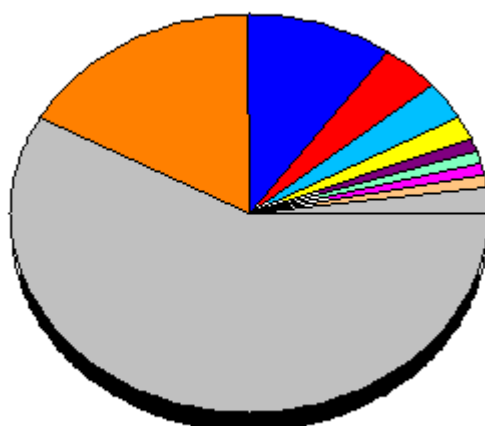
Acces par pays pour Septembre 2011



Top 19 sur un total de 19 pays

#	Hits		Fichiers		Ko		Pays
	Count	%	Count	%	Count	%	
1	9955	72.99%	9397	75.60%	368741	74.56%	France
2	2435	17.85%	2096	16.86%	93227	18.85%	Etats Unis
3	379	2.78%	377	3.03%	8469	1.71%	Laos
4	369	2.71%	368	2.96%	10818	2.19%	Allemagne
5	151	1.11%	151	1.21%	1149	0.23%	Canada
6	90	0.66%	89	0.72%	1064	0.22%	Non-resolu/Inconnu
7	51	0.37%	49	0.39%	327	0.07%	Koweit
8	37	0.27%	21	0.17%	1565	0.32%	Japon
9	35	0.26%	35	0.28%	1665	0.34%	Vietnam
10	33	0.24%	33	0.27%	625	0.13%	Thailande
11	25	0.18%	25	0.20%	2015	0.41%	Australie
12	20	0.15%	20	0.16%	185	0.04%	Cambodge
13	17	0.12%	10	0.08%	2801	0.57%	Russie
14	17	0.12%	9	0.07%	131	0.03%	Suede
15	12	0.09%	12	0.10%	99	0.02%	Hongrie
16	6	0.04%	3	0.02%	58	0.01%	Coree (Sud)
17	4	0.03%	1	0.01%	1583	0.32%	Israel
18	1	0.01%	0	0.00%	13	0.00%	Chine
19	1	0.01%	1	0.01%	13	0.00%	Italie

Acces par pays pour Octobre 2011

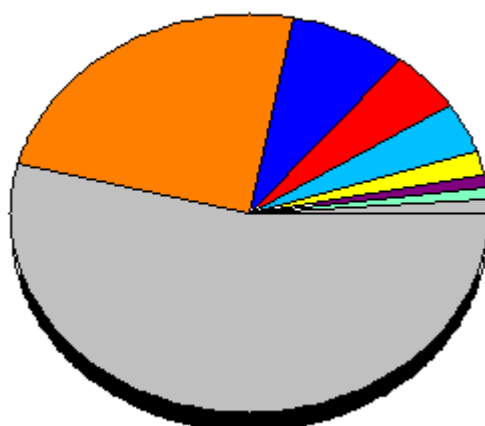


France (56%)
 Etats Unis (17%)
 Belgique (10%)
 Vietnam (4%)
 Laos (3%)
 Canada (2%)
 Italie (1%)
 Non-resolu/Inconnu (1%)
 Japon (1%)
 Cambodge (1%)
 Autre (2%)

Top 19 sur un total de 19 pays

#	Hits		Fichiers		Ko		Pays
1	9911	58.03%	9690	63.00%	390861	76.26%	France
2	2855	16.72%	1783	11.59%	35731	6.97%	Etats Unis
3	1761	10.31%	1741	11.32%	48744	9.51%	Belgique
4	725	4.24%	721	4.69%	17024	3.32%	Vietnam
5	576	3.37%	575	3.74%	4748	0.93%	Laos
6	289	1.69%	282	1.83%	7314	1.43%	Canada
7	235	1.38%	141	0.92%	774	0.15%	Italie
8	234	1.37%	230	1.50%	2715	0.53%	Non-resolu/Inconnu
9	108	0.63%	96	0.62%	498	0.10%	Japon
10	88	0.52%	88	0.57%	343	0.07%	Cambodge
11	76	0.44%	66	0.43%	609	0.12%	Russie
12	64	0.37%	64	0.42%	698	0.14%	Hongrie
13	35	0.20%	35	0.23%	1169	0.23%	Soudan
14	32	0.19%	32	0.21%	111	0.02%	Nouvelle Calédonie
15	31	0.18%	31	0.20%	56	0.01%	Allemagne
16	29	0.17%	15	0.10%	247	0.05%	Suede
17	21	0.12%	21	0.14%	81	0.02%	Maroc
18	5	0.03%	4	0.03%	446	0.09%	Thaïlande
19	4	0.02%	4	0.03%	365	0.07%	Australie

Acces par pays pour Novembre 2011

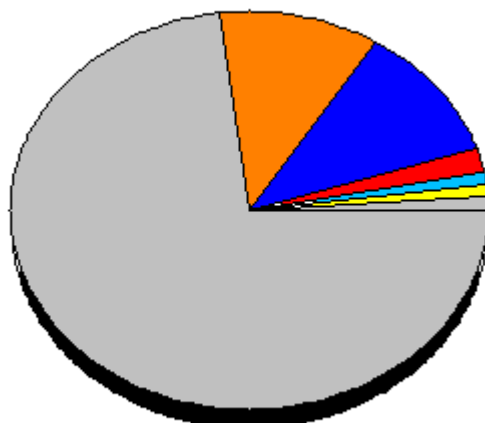


France (54%)
 Etats Unis (24%)
 Laos (8%)
 Allemagne (5%)
 Russie (4%)
 Hongrie (2%)
 Thailande (1%)
 Non-resolu/Inconnu (1%)
 Autre (1%)

Top 18 sur un total de 18 pays

#	Hits		Fichiers		Ko		Pays
1	6385	53.78%	6176	64.73%	248295	72.30%	France
2	2862	24.11%	1921	20.13%	53835	15.68%	Etats Unis
3	968	8.15%	563	5.90%	9972	2.90%	Laos
4	562	4.73%	561	5.88%	15257	4.44%	Allemagne
5	443	3.73%	9	0.09%	264	0.08%	Russie
6	216	1.82%	216	2.26%	2513	0.73%	Hongrie
7	154	1.30%	154	1.61%	1995	0.58%	Thailande
8	105	0.88%	75	0.79%	4632	1.35%	Non-resolu/Inconnu
9	35	0.29%	35	0.37%	723	0.21%	Suisse
10	34	0.29%	34	0.36%	720	0.21%	Coree (Sud)
11	32	0.27%	32	0.34%	111	0.03%	Koweit
12	25	0.21%	24	0.25%	1386	0.40%	Canada
13	24	0.20%	12	0.13%	231	0.07%	Suede
14	14	0.12%	6	0.06%	139	0.04%	Japon
15	5	0.04%	5	0.05%	312	0.09%	Slovaquie
16	5	0.04%	5	0.05%	1609	0.47%	Vietnam
17	2	0.02%	2	0.02%	1394	0.41%	Espagne
18	1	0.01%	0	0.00%	13	0.00%	Chine

Acces par pays pour Decembre 2011



France (73%)
 Suisse (11%)
 Etats Unis (11%)
 Japon (2%)
 Canada (1%)
 Coree (Sud) (1%)
 Autre (1%)

Top 14 sur un total de 14 pays

#	Hits		Fichiers		Ko		Pays
1	10295	72.95%	8021	72.29%	302944	72.06%	France
2	1611	11.42%	1607	14.48%	74227	17.66%	Suisse
3	1560	11.05%	1150	10.37%	36357	8.65%	Etats Unis
4	319	2.26%	316	2.85%	2987	0.71%	Japon
5	116	0.82%	104	0.94%	1894	0.45%	Canada
6	93	0.66%	92	0.83%	1106	0.26%	Coree (Sud)
7	62	0.44%	61	0.55%	306	0.07%	Laos
8	27	0.19%	27	0.24%	166	0.04%	Arabie Saoudite
9	11	0.08%	6	0.05%	79	0.02%	Suede
10	6	0.04%	6	0.05%	129	0.03%	Non-resolu/Inconnu
11	4	0.03%	4	0.04%	117	0.03%	Italie
12	4	0.03%	2	0.02%	28	0.01%	Russie
13	2	0.01%	0	0.00%	25	0.01%	Chine
14	2	0.01%	2	0.02%	10	0.00%	Allemagne